

**Quarterly Investment Market
Report July 2025**



NOBLE PRIVATE PORTFOLIOS
Independent Asset Managers
Stability | Strength | Safety

To Serve Is Noble

Market Highlights July 2025		Quarterly Move
JSE ALSI	97,255.74	+9.03%
JSE Top 40	89,537.61	+9.25%
SA Inflation	2.80%	↓
Prime Rate	10.75%	↓
Dollar/Rand	17.84	-5.60%
Euro/Rand	20.89	-2.47%
Pound/Rand	24.21	-3.16%
Gold Price (\$/oz)	3,298.52	+2.34%

Negative value on exchange rates signifies strengthening of ZAR

Domestic Market

The annual inflation rate remained steady at 2.8 percent in May 2025, as transport costs fell sharply. Meanwhile, the RMB/BER business confidence index declined to 40 in Q2 2025, from a near three-year high of 45 recorded in both Q1 amid global trade uncertainties and domestic logistical hurdles. Economic activity was resilient as the economy edged up by 0.1 percent in the first quarter of 2025. In addition, the Reserve Bank cut its key interest rate by 25 bps to 7.25% in May.

Domestic Asset Classes Performance July 2025

	1 Week	1 Month	YTD	1 year
SA Property	1.20%	-0.79%	3.05%	18.25%
Equity	1.37%	2.23%	14.67%	20.98%
SA Int. Bearing	0.31%	1.05%	4.56%	10.89%
Inflation	-	-	2.10%	2.72%

Market Expectations

According to SARB, volatility of global economic conditions have heightened due to rising tariffs and market uncertainty leading to lower growth forecasts. The South African economic growth edged up in the first quarter of 2025. The ongoing trade war between the U.S. and China is expected to adversely affect the economy through demand side factors.

The bank reduced its 2025 growth prediction downward to 1.2 percent and 1.8 percent in 2027 due to weaker growth attributed to subdued demand and continuing supply-side fragilities. The bank is considering an inflation objective of 3 percent, which is the low end of the target range and considers it as more attractive than the baseline of 4.5 percent.

Domestic Equity Sector Performance July 2025

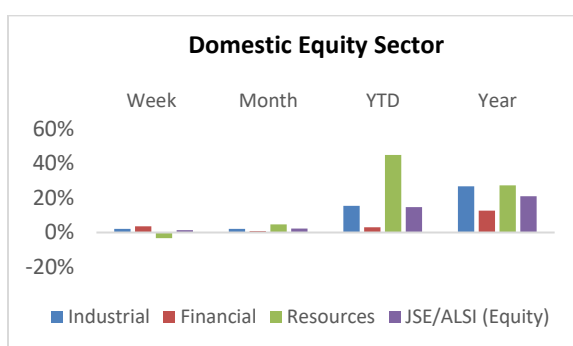
	1 Week	1 Month	YTD	1 year
Industrial*	2.12%	2.18%	15.52%	26.67%
Financials**	3.52%	0.82%	3.12%	12.63%
Resources***	-3.29%	4.75%	44.87%	27.32%
JSE ALSI****	1.37%	2.23%	14.67%	20.98%
SA Property	1.20%	-0.79%	3.05%	18.25%

*25 largest industrial companies in the ALSI.

**15 largest financial companies in the ALSI.

***20 largest basic resources and energy companies in the ALSI.

**** Companies with 99% market value in the main board of JSE



Domestic Equity Investment Style Performance July 2025

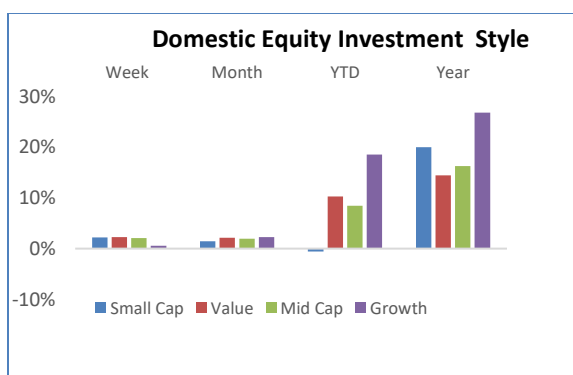
	1 Week	1 Month	YTD	1 year
Small Cap*	2.24%	1.42%	-0.59%	19.99%
Value**	2.29%	2.16%	10.28%	14.43%
Mid Cap***	2.11%	1.93%	8.47%	16.26%
Growth****	0.58%	2.28%	18.54%	26.86%

*Market cap is below R 1 Billion.

**with price lower than that of companies in the same industry

***Market cap of between R 1 Billion and R 10 Billion.

**** Companies with strong anticipated growth potential



Global Markets

Global Equity Risk comparison July 2025
(Standard Deviation)

	1 Week	1 Month	YTD	1 year
MSCI South Africa	-	1.5	3.3	2.2
MSCI Europe	-	1.3	3.0	2.1
MSCI USA	-	1.8	2.9	2.2
MSCI EM	-	2.4	4.0	3.5
MSCI World	-	1.6	3.7	2.6

- MSCI is a global provider of securities and portfolio analysis tools
- Standard deviation is a measure of risk or market volatility

United States US President made a fresh tariff announcement, targeting some of the key partners including South Korea and Japan with 25% tariff on imported goods starting August. Whereas the annual inflation rate climbed to 2.4% in May 2025, the unemployment rate declined to 4.1% in June 2025 defying market expectations of an increase.

Europe annual price inflation declined to 1.9 percent year-on-year in May 2025, down from 2.2% in April and the area also saw a rise in economic activity as the economy grew by 0.6% in the first quarter of 2025, doubling the earlier estimate of 0.3%. The unemployment rate edged up to 6.3% in May 2025 from a record low of 6.2% in April.

Asia Chinese President Xi Jinping aims to strengthen ties with key Southeast Asian neighbours as trade tensions with the U.S. continue to escalate. China has also raised tariffs on U.S. goods to 125% from 84% stating it will disregard any future tariff hikes by the U.S.

Brent Crude continues to face bearish sentiment as investors weigh in the potential impact of US tariffs on global fuel demand. The US is set to announce higher trade tariff rates which are expected to affect the price of oil and will take effect starting August.

Gold fell as the US signals progress on multiple trade agreements and announced an extended tariff reprieve for some countries. .

Global Equity Performance July 2025 (USD)

	1 Week	1 Month	YTD	1 year
MSCI South Africa	3.12%	4.37%	9.10%	14.45%
MSCI Europe	3.43%	5.65%	13.70%	12.57%
MSCI USA	2.88%	1.96%	20.67%	15.34%
MSCI EM	2.31%	4.36%	27.36%	28.44%
MSCI World	3.05%	5.02%	5.64%	14.27%

Managing Your Investments in Volatile times

We understand the uncertainty of these times therefore we are providing our clients with some tips that can help them navigate the tough times.

- **Stay invested** It is important to stay invested over the long term, even when markets are volatile. This is because stock markets have historically trended upwards over time. Trying to time the market can be difficult and costly, so it is generally best to stay invested and ride out the volatility.
- **Diversify** diversification helps in reducing overall risk, as not all asset classes will perform the same way at the same time.
- **Conservative asset class framework** Keeping the basket of investment within a conservative asset class structure helps reduce downside risk and of course in line with the investor's risk tolerance and capacity.
- **Don't panic sell** Panic selling can lead to you selling investments at a loss. Instead, investors should focus on long-term investment goals and plan.
- **Seek advice** In situations where an investor may not know what to do or is unsure of the impact of any event on their investments, it is advisable for the investors to engage with one of our financial advisors for guidance.

Pensioners

Due to the investment nature of our pension clients, we recommend the following;

- Low equity exposure and higher exposure on interest bearing securities.
- Stick to conservative exposure on foreign investments.
- Don't try to time the market. Instead, focus on investing for the long term.

Hope for the Future

Second Quarter Review

We note some of the economic events that transpired in the second quarter.

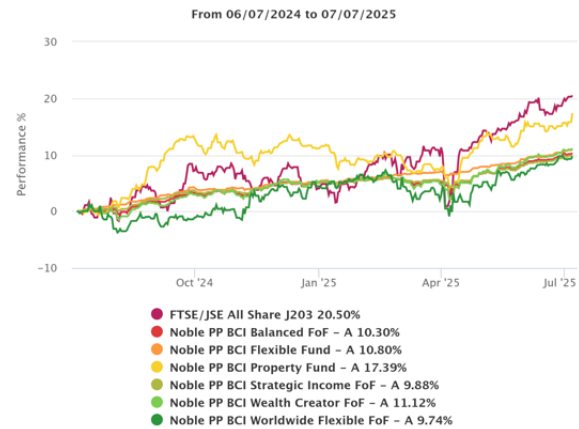
At the beginning of the year 2025, there was greater positive sentiment among policy makers about the consumer-driven economy compared to what the sentiment was last year. Generally, the economy was projected to grow by about 1.7 percent with a progressive increase to over 2 percent in the coming years, inflation was expected to be lower and interest rates were projected for a decline. According to Deloitte, these improvements were as a result of structural effects like improved energy supply, and increased private sector participation in ports.

In the second quarter of 2025 however, the economy showed mixed performance, with some sectors experiencing growth while others faced challenges. Manufacturing output rose 0.5% year-on-year in May. In May the Monetary Policy Committee of the SARB reduced interest rates by 25 basis points as well as forecast of GDP to 1.1 percent. Annual inflation fell to below 3 percent to 2.8 percent. The bank also noted upside risks to inflation, stemming from the geopolitical events which have a potential of slowing down global trade and growth.

There have been significant challenges faced by The Government of National Unity (GNU). Notably, a failure to uphold the principles of collaboration and commitment to transparency in addressing the issue of corruption. This is likely to slow down the goal of the government in the areas of economic growth, job creation and governance. Regardless, the GNU still offers opportunity for reform, even amidst global uncertainty.

The US President Donald Trump announced a 30% tariff on South African imports starting from 1 August 2025. US is South Africa's second-largest trading partner, and the tariff could significantly impact some key sectors such as automobiles. The decision has been criticized for undermining the African Growth and Opportunity Act (AGOA), which provides duty-free access to the US market for many South African products. AGOA is a US legislation that regulates US trade with Africa and is due to expire in September 2025.

Noble PP One Year Fund Performance



For sound financial advice, don't hesitate to call:

Pieter Van Zyl – 083 445 2181

Hester Du Preez – 082 376 6414

Marinda Du Plessis - 083 381 6414

Noble PP Fund Performance

Fund	Return (%)	1 year	3years	5 years	10 years	Inception
Noble PP Strategic Income FoF	Cumulative	10.67	26.71	38.31	78.44	359.63
	Annualised	10.67	8.21	6.70	5.96	7.94
Noble PP Balanced Defensive FoF	Cumulative	10.78	25.31	37.63	70.13	386.03
	Annualised	10.78	7.81	6.60	5.46	8.24
Noble PP BCI Wealth Creator FoF	Cumulative	11.54	27.76	37.55	65.13	408.86
	Annualised	11.54	8.51	6.58	5.14	8.48
Noble PP BCI Worldwide Flexible FoF	Cumulative	7.75	38.31	-	-	35.78
	Annualised	7.75	11.42	-	-	8.59
Noble PP BCI Flexible Fund	Cumulative	12.18	28.87	42.37	98.03	237.65
	Annualised	12.18	8.82	7.32	7.07	7.50
Noble PP BCI Property Fund	Cumulative	22.78	-	-	-	34.43
	Annualised	22.78	-	-	-	11.51